

Signify Classified - Internal  
Cooper Lighting Solutions Photometric Lab  
1121 Highway 74 South  
Peachtree City, GA 30269



Scaled data based on original data using  
LM-79-08 Approved Method: Electrical and Photometric Measurements of Solid-  
State Lighting Products

Test Report Prepared for  
Cooper Lighting Solutions  
(formerly Eaton)

Brand: STREETWORKS

Report Number: P867939

Luminaire Tested: **MEM2-HSN-SA-30-740-U-T2R-HSS**

Issue Date: 08/21/2024



**Test Information**

Test Method: LM-79-08  
Report Number: P867939  
Test Lab: INNOVATION CENTER(G3)  
Issue Date: 08/21/2024  
Manufacturer: COOPER LIGHTING SOLUTIONS (FORMERLY EATON)  
Product Line: STREETWORKS  
Catalog Number: MEM2-HSN-SA-30-740-U-T2R-HSS  
Description: EPIC MODERN SHORT HOUSING DISCRETE LED ARRAYS 30W 70CRI 4000K  
FIXTURE w/ TYPE II ROADWAY DISTRIBUTION OPTIC AND HOUSE SIDE SHIELD  
Light Source: (10) 4000K CCT, 70 CRI LEDS  
Ballast/Driver: ELECTRONIC DRIVER

**Summary**

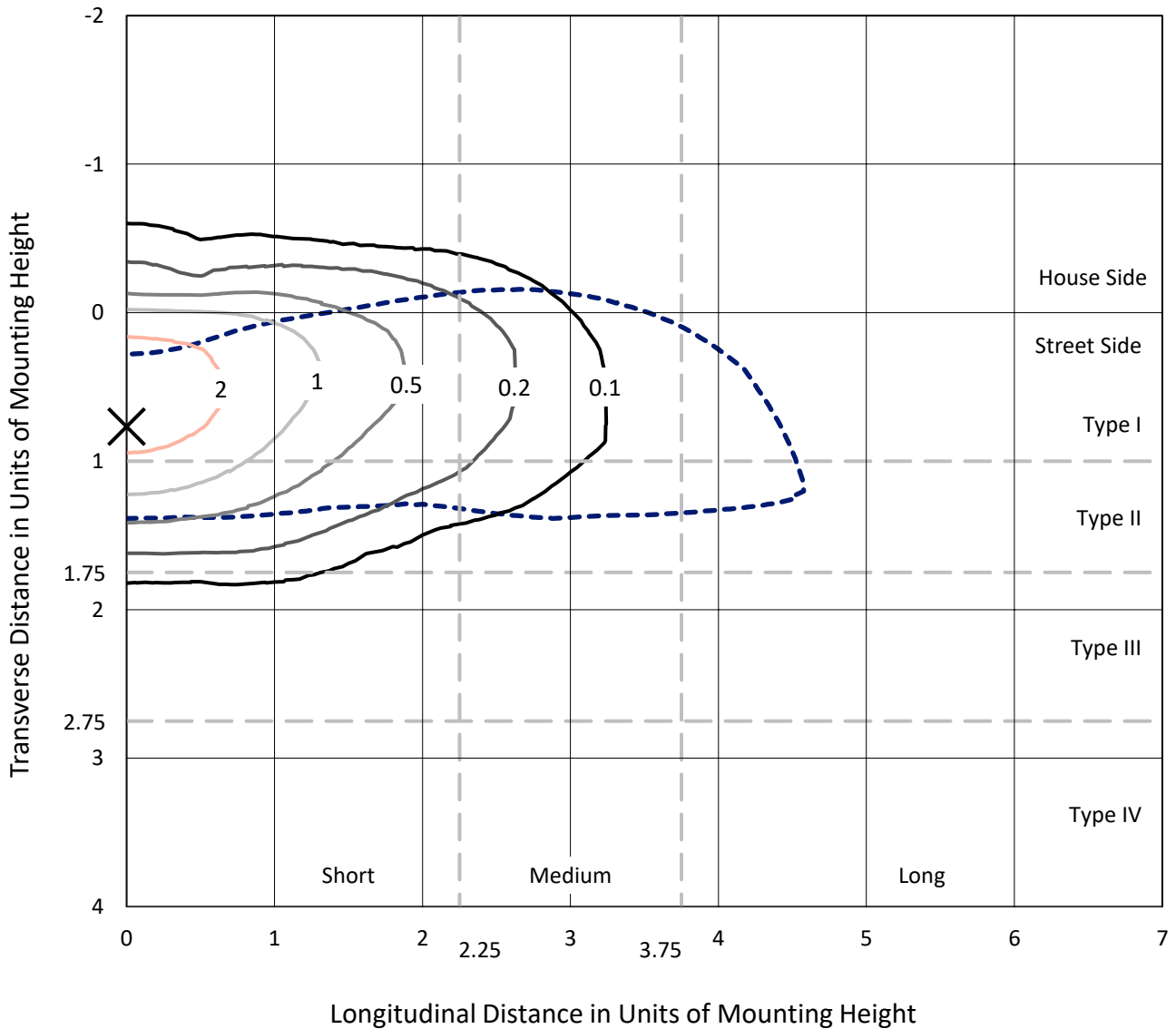
Lumens per Lamp: N/A  
Luminaire Lumens: 3540.4 lumens  
Efficiency: N/A  
Efficacy: 107.9 lumens/watt  
Luminous Opening: Rectangular (W 0.33' x L: 0.33' x H: 0')  
IES Classification: Type II - Short  
BUG Rating: B1 - U0 - G1

Input Watts (W): 32.8  
Input Voltage (V): 120  
Input Current (A<sub>in</sub>): NR  
Voltage Rise (V): NR  
Power Factor: 0.99  
Total Harmonic Distortion (THDi): 9.76%  
Frequency (hertz): 60  
Stabilization Time: NR  
Operation Time: NR  
Ambient Temperature (°C): NR  
Test Distance: 24 FT

REPORT NUMBER: P867939  
 CATALOG NUMBER: MEM2-HSN-SA-30-740-U-T2R-HSS

### Iso-Footcandle Lines of Horizontal Illumination

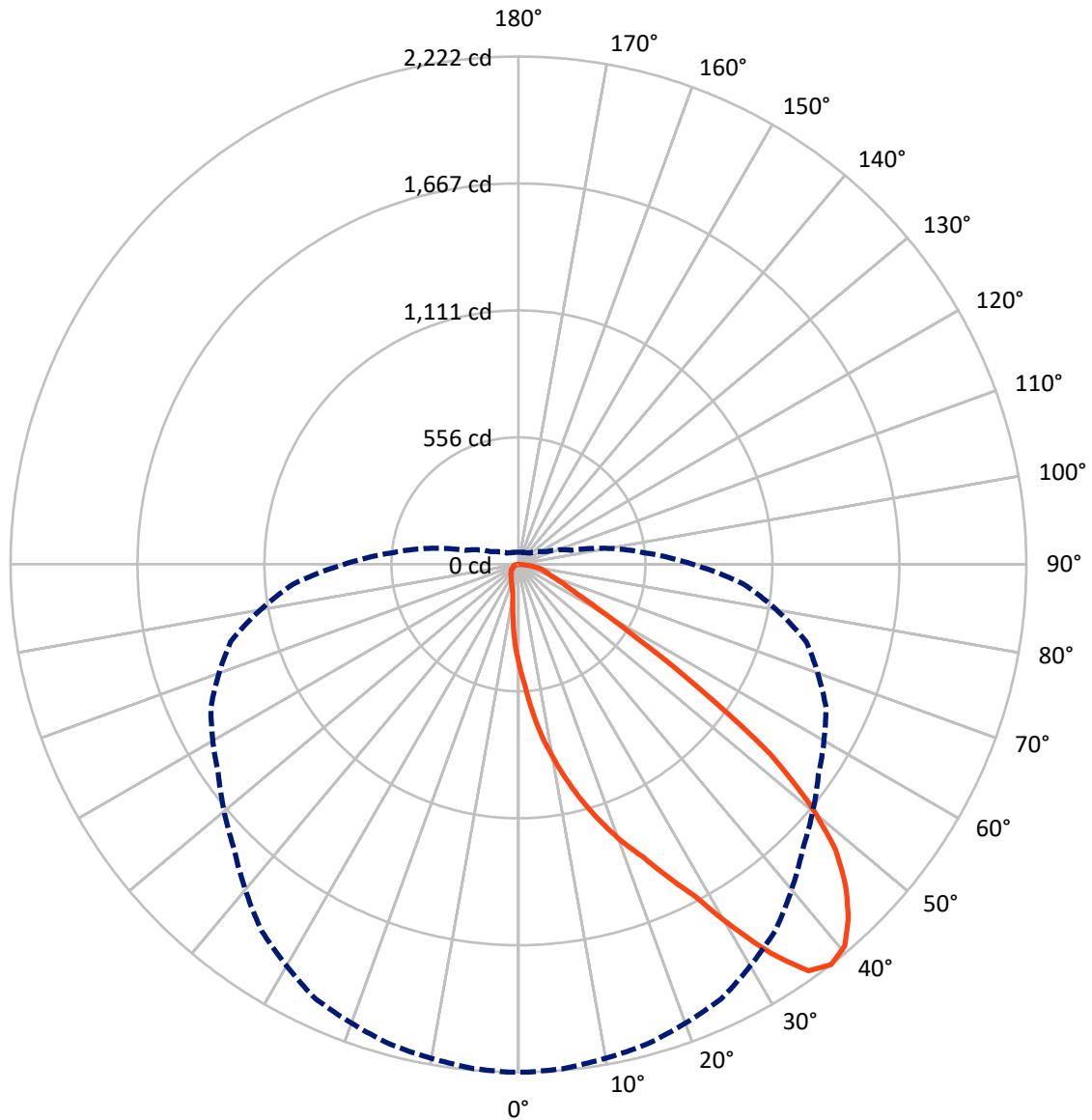
× Max cd  
 - - - 1/2 Max cd



Based on 20 foot mounting height. Maximum calculated value = 3 fc  
 Type II - Short - N/A

REPORT NUMBER: P867939  
CATALOG NUMBER: MEM2-HSN-SA-30-740-U-T2R-HSS

### Luminous Intensity Polar Plot



— Vertical Plane Through 0-Deg Lateral      - - - Horizontal Cone Through 37.5-Deg Vertical

REPORT NUMBER: P867939

CATALOG NUMBER: MEM2-HSN-SA-30-740-U-T2R-HSS

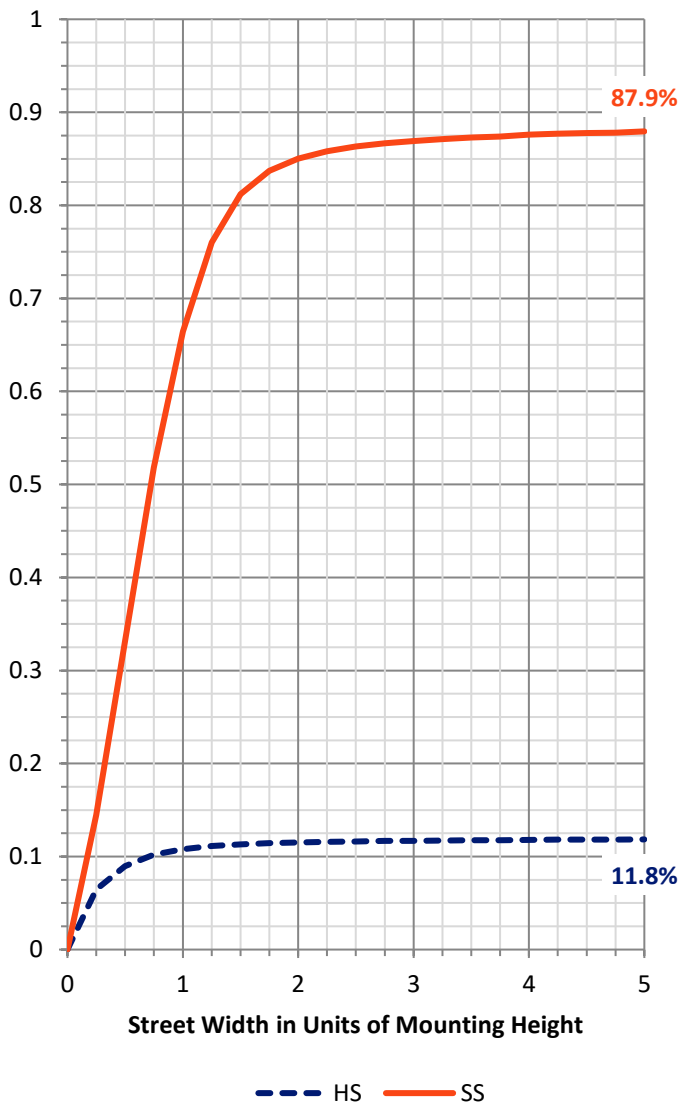
**FLUX DISTRIBUTION:**

		Downward	Upward	Total
<b>House Side</b>	Lumens	422.3	0.0	422.3
	% Fixture	11.9	0.0	11.9
<b>Street Side</b>	Lumens	3118.2	0.0	3118.2
	% Fixture	88.1	0.0	88.1
<b>Total</b>	Lumens	3540.4	0.0	3540.4
	% Fixture	100.0	0.0	100.0

**ZONAL LUMENS:**

Zone	Lumens	% Fixture
0°-10°	44.0	1.2
10°-20°	153.9	4.3
20°-30°	317.4	9.0
30°-40°	558.5	15.8
40°-50°	758.4	21.4
50°-60°	751.4	21.2
60°-70°	578.4	16.3
70°-80°	335.7	9.5
80°-90°	42.7	1.2
90°-100°	0.0	0.0
100°-110°	0.0	0.0
110°-120°	0.0	0.0
120°-130°	0.0	0.0
130°-140°	0.0	0.0
140°-150°	0.0	0.0
150°-160°	0.0	0.0
160°-170°	0.0	0.0
170°-180°	0.0	0.0
0°-90°	3540.4	100.0
0°-180°	3540.4	100.0

**Coefficient of Utilization**



REPORT NUMBER: P867939

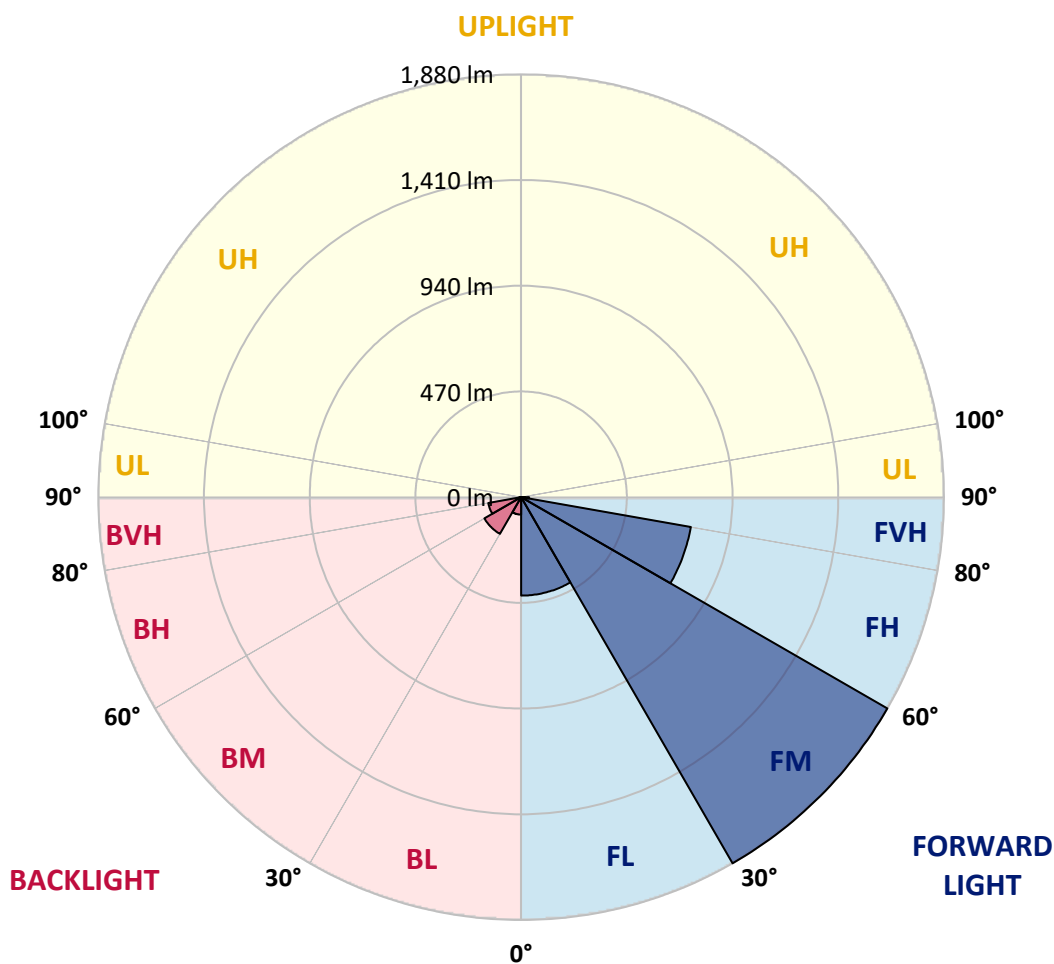
CATALOG NUMBER: MEM2-HSN-SA-30-740-U-T2R-HSS

**LUMINAIRE CLASSIFICATION SYSTEM LUMEN TABLE AND BUG RATING:**

Zone	Lumens	% Fixture	Zone Rating/Lumen Limit		
			B	U	G
FL (0°-30°)	437.7	12.4			
FM (30°-60°)	1879.7	53.1			
FH (60°-80°)	766.0	21.6			G1/1800
FVH (80°-90°)	34.8	1.0			G1/100
BL (0°-30°)	77.6	2.2	B0/110		
BM (30°-60°)	188.6	5.3	B0/220		
BH (60°-80°)	148.2	4.2	B1/500		G1/500
BVH (80°-90°)	7.9	0.2			G0/10
UL (90°-100°)	0.0	0.0		U0/0	
UH (100°-180°)	0.0	0.0		U0/0	

**BUG Rating: B1-U0-G1**

Type II Short





REPORT NUMBER: P867939

CATALOG NUMBER: MEM2-HSN-SA-30-740-U-T2R-HSS

**CANDELA DISTRIBUTION (FULL):**

	0°	1°	5°	15°	25°	35°	45°	55°	65°	75°	85°
0°	438.7	438.7	438.7	438.7	438.7	438.7	438.7	438.7	438.7	438.7	438.7
2.5°	528.6	536.5	530.6	525.7	518.7	511.8	501.9	491.1	477.2	460.4	445.6
5°	648.2	652.1	650.2	647.2	625.5	604.7	584.0	558.3	522.7	491.1	457.5
7.5°	767.7	765.8	760.8	751.9	732.2	708.5	670.9	628.4	578.0	522.7	470.3
10°	872.5	875.4	871.5	857.7	833.0	800.3	754.9	706.5	638.3	561.2	488.1
12.5°	982.2	984.1	984.1	954.5	937.7	887.3	838.9	773.7	697.6	608.7	508.9
15°	1089.9	1085.9	1085.9	1066.1	1036.5	980.2	925.8	846.8	760.8	653.1	532.6
17.5°	1192.6	1194.6	1185.7	1164.0	1135.3	1081.0	1013.8	926.8	823.1	706.5	557.3
20°	1294.4	1288.5	1284.5	1262.8	1232.1	1167.9	1103.7	1004.9	896.2	766.8	591.9
22.5°	1389.2	1392.2	1382.3	1347.7	1319.1	1260.8	1187.7	1096.8	973.3	827.0	629.4
25°	1511.8	1501.9	1510.8	1469.3	1424.8	1355.6	1272.7	1182.7	1057.2	901.1	675.8
27.5°	1642.2	1648.1	1643.2	1597.7	1537.5	1444.6	1357.6	1261.8	1142.2	971.3	728.2
30°	1836.8	1833.9	1834.9	1766.7	1666.9	1556.2	1449.5	1344.8	1227.2	1057.2	789.5
32.5°	2029.5	2040.4	2013.7	1953.4	1838.8	1671.8	1541.4	1424.8	1309.2	1131.4	851.7
35°	2184.7	2181.7	2170.8	2103.6	1990.0	1828.0	1646.1	1513.7	1396.2	1222.3	920.9
37.5°	2222.2	2222.2	2215.3	2173.8	2098.7	1958.4	1759.8	1602.7	1485.1	1303.3	988.1
40°	2197.5	2192.6	2188.6	2160.9	2120.4	2037.4	1879.3	1694.6	1579.9	1408.0	1062.2
42.5°	2116.5	2117.5	2112.5	2096.7	2075.0	2043.4	1953.4	1792.4	1672.8	1506.8	1135.3
45°	2007.8	2009.8	2003.8	2001.9	1991.0	1991.0	1970.2	1869.5	1760.8	1607.6	1215.3
47.5°	1868.5	1867.5	1864.5	1859.6	1881.3	1905.0	1923.8	1912.9	1838.8	1716.3	1287.5
50°	1656.0	1654.1	1662.9	1687.6	1741.0	1793.4	1848.7	1900.1	1895.1	1817.1	1374.4
52.5°	1380.4	1367.5	1377.4	1453.5	1563.1	1679.7	1757.8	1838.8	1923.8	1923.8	1460.4
55°	965.4	976.2	982.2	1093.8	1310.2	1510.8	1648.1	1752.9	1912.9	2008.8	1555.2
57.5°	614.6	618.5	636.3	756.9	1010.8	1261.8	1504.8	1676.8	1872.4	2079.9	1650.1
60°	414.0	400.2	414.0	483.2	727.2	990.1	1294.4	1580.9	1814.1	2131.3	1754.8
62.5°	292.5	291.5	295.4	335.9	518.7	744.0	1030.6	1451.5	1767.7	2134.3	1832.9
65°	236.2	229.2	232.2	254.9	347.8	545.4	755.9	1217.3	1726.2	2081.9	1871.4
67.5°	189.7	186.7	188.7	203.5	260.9	410.1	532.6	925.8	1638.2	1993.0	1849.7
70°	155.1	156.1	157.1	171.9	207.5	310.3	380.4	635.3	1450.5	1892.2	1751.9
72.5°	134.4	134.4	135.4	145.2	173.9	246.0	287.5	413.0	1173.8	1783.5	1572.0
75°	118.6	118.6	118.6	127.5	148.2	197.6	223.3	282.6	842.8	1581.9	1300.3
77.5°	102.8	103.7	103.7	111.7	127.5	154.1	171.9	195.6	537.5	1222.3	984.1
80°	79.0	79.0	80.0	88.9	108.7	120.5	126.5	138.3	282.6	767.7	624.5
82.5°	55.3	56.3	56.3	57.3	73.1	74.1	68.2	69.2	102.8	254.9	237.1
85°	5.9	6.9	7.9	7.9	12.8	15.8	16.8	15.8	16.8	29.6	29.6
87.5°	0.0	0.0	0.0	0.0	1.0	2.0	2.0	3.0	3.0	3.0	3.0
90°	0.0	0.0	0.0	0.0	0.0	0.0	0.0	0.0	0.0	0.0	0.0



REPORT NUMBER: P867939

CATALOG NUMBER: MEM2-HSN-SA-30-740-U-T2R-HSS

**CANDELA DISTRIBUTION (continued):**

	90°	95°	105°	115°	125°	135°	145°	155°	165°	175°	180°
0°	438.7	438.7	438.7	438.7	438.7	438.7	438.7	438.7	438.7	438.7	438.7
2.5°	437.7	430.8	416.0	403.1	391.3	381.4	374.5	365.6	358.7	358.7	362.6
5°	440.7	424.9	394.2	365.6	342.9	321.1	301.4	288.5	278.6	272.7	272.7
7.5°	444.6	420.9	374.5	331.0	295.4	260.9	230.2	215.4	200.6	195.6	196.6
10°	452.5	418.9	356.7	300.4	247.0	203.5	173.9	158.1	150.2	146.2	146.2
12.5°	461.4	418.9	337.9	265.8	203.5	159.1	141.3	129.4	125.5	123.5	121.5
15°	473.3	420.9	322.1	229.2	166.0	134.4	121.5	114.6	110.7	108.7	108.7
17.5°	487.1	422.9	305.3	199.6	141.3	118.6	108.7	103.7	99.8	97.8	97.8
20°	504.9	427.8	288.5	172.9	123.5	108.7	99.8	94.9	90.9	89.9	88.9
22.5°	526.6	435.7	271.7	151.2	111.7	98.8	90.9	87.0	84.0	82.0	82.0
25°	552.3	445.6	258.9	135.4	102.8	91.9	85.0	80.0	77.1	76.1	76.1
27.5°	587.9	462.4	246.0	123.5	95.8	85.0	78.1	74.1	71.1	70.2	69.2
30°	621.5	483.2	240.1	120.5	90.9	79.0	74.1	69.2	66.2	65.2	64.2
32.5°	665.0	506.9	236.2	120.5	88.9	75.1	69.2	65.2	62.2	61.3	60.3
35°	711.4	534.6	236.2	124.5	89.9	72.1	65.2	61.3	58.3	56.3	56.3
37.5°	761.8	562.2	238.1	130.4	92.9	70.2	61.3	57.3	54.3	53.4	53.4
40°	815.2	599.8	242.1	135.4	95.8	69.2	57.3	54.3	51.4	49.4	49.4
42.5°	864.6	629.4	249.0	141.3	97.8	68.2	54.3	51.4	48.4	47.4	47.4
45°	921.9	662.0	254.9	145.2	97.8	65.2	51.4	48.4	46.4	45.5	44.5
47.5°	967.3	688.7	257.9	147.2	95.8	62.2	48.4	46.4	44.5	42.5	43.5
50°	1022.7	717.3	262.8	148.2	91.9	58.3	46.4	43.5	41.5	40.5	40.5
52.5°	1076.0	746.0	266.8	146.2	87.0	53.4	43.5	41.5	39.5	37.5	37.5
55°	1139.3	777.6	272.7	143.3	79.0	48.4	40.5	38.5	35.6	34.6	33.6
57.5°	1211.4	819.1	277.7	137.3	69.2	43.5	38.5	35.6	31.6	29.6	29.6
60°	1277.6	866.5	281.6	122.5	60.3	40.5	35.6	32.6	28.7	27.7	27.7
62.5°	1348.7	916.0	281.6	96.8	51.4	36.6	33.6	30.6	26.7	25.7	25.7
65°	1398.1	960.4	272.7	72.1	43.5	34.6	32.6	28.7	24.7	23.7	23.7
67.5°	1412.0	988.1	248.0	51.4	37.5	32.6	30.6	26.7	23.7	21.7	21.7
70°	1367.5	966.3	202.6	39.5	32.6	29.6	27.7	24.7	21.7	20.7	20.7
72.5°	1240.0	883.3	151.2	33.6	28.7	27.7	25.7	22.7	20.7	19.8	19.8
75°	1038.5	734.1	106.7	29.6	26.7	24.7	22.7	20.7	18.8	18.8	18.8
77.5°	786.5	530.6	66.2	26.7	22.7	22.7	20.7	18.8	17.8	16.8	16.8
80°	507.9	335.0	37.5	18.8	15.8	16.8	14.8	12.8	12.8	11.9	11.9
82.5°	215.4	132.4	19.8	10.9	7.9	6.9	4.9	4.9	4.0	4.0	4.0
85°	21.7	7.9	4.0	3.0	3.0	2.0	2.0	2.0	2.0	1.0	1.0
87.5°	3.0	3.0	3.0	2.0	2.0	2.0	1.0	1.0	1.0	1.0	1.0
90°	0.0	0.0	0.0	0.0	0.0	0.0	0.0	0.0	0.0	0.0	0.0



LM-79-2019: Approved Method: Electrical and Photometric Measurements of Solid-State Lighting Products

Report Prepared for

Cooper Lighting Solutions

Streetworks

Report Number: SP1-2407-157-5

Test Date: 08/07/2024

Luminaire Tested: MEM2-HTN-SA-30-740-U-5WQ-2

Data in this report applies to families of products including MEM2-HTN-SA-30-740-U-5WQ-2

**Test Information**

Test Method: LM-79-2019  
 Report Number: SP1-2407-157-5  
 Test Lab: COOPER LIGHTING SOLUTIONS  
 Photometer: SP1 - 76IN SPHERE  
 Measurement Geometry: 4π  
 Issue Date: 08/20/2024  
 Manufacturer: COOPER LIGHTING SOLUTIONS  
 Product Line: Streetworks  
 Catalog Number: **MEM2-HTN-SA-30-740-U-5WQ-2**  
 Description: Epic Modern Light Square 30W 5WQ Optic and Flare Trim

**Spectral Parameters**

CCT (K): 3915  
 CIE u': 0.2262  
 CIE v': 0.5044  
 Duv: 0.0010  
 CIE x: 0.3850  
 CIE y: 0.3816  
 CIE z: 0.2334  
 Peak Wavelength (nm): 449  
 Dominant Wavelength (nm): 578  
 Purity: 30.05482  
 R<sub>f</sub>: 73.2  
 R<sub>g</sub>: 93.9

CRI (Ra):	71.0		
R1:	67.6	R9:	-38.4
R2:	78.3	R10:	48.9
R3:	87.1	R11:	65.3
R4:	69.7	R12:	40.4
R5:	67.4	R13:	69.3
R6:	69.3	R14:	92.6
R7:	79.7	R15:	59.9
R8:	48.7		



**Test Conditions**

Stabilization Time: 21M  
 Operation Time: 1H 21M  
 Sphere Temperature (°C): 24.2

REPORT NUMBER: SP1-2407-157-5

Measurement and Test Equipment			
Instrument	Identification Number	Calibration Date	Calibration Due Date
Photometer	IN0058	6/18/2024	12/18/2024
Power Meter	INXT2011004	2/8/2024	2/8/2025
AC Power Source	IN0063	10/24/2023	10/24/2024
DC Power Source	IN0208	10/24/2023	10/24/2024
Sphere Thermometer	IN0085	10/24/2023	10/24/2024
Room Thermometer	IN0046	10/24/2023	10/24/2024

REPORT NUMBER: SP1-2407-157-5

**CIE 1931 Chromaticity Diagram**



**CIE 1931 Chromaticity Diagram with 2017 ANSI 7-Step and 4-Step Quadrangles**



Point lies inside the ANSI 4000K 4-step quadrangle

REPORT NUMBER: SP1-2407-157-5

**Photopic Flux vs. Wavelength**



**Photopic Lumens: NR**

λ (nm)	Power W <sup>^</sup> /nm	Lumens (φ/nm)	λ (nm)	Power W <sup>^</sup> /nm	Lumens (φ/nm)	λ (nm)	Power W <sup>^</sup> /nm	Lumens (φ/nm)	λ (nm)	Power W <sup>^</sup> /nm	Lumens (φ/nm)	λ (nm)	Power W <sup>^</sup> /nm	Lumens (φ/nm)
360	0	NR	490	112	NR	620	618	NR	750	15	NR	880	0	NR
365	0	NR	495	153	NR	625	563	NR	755	13	NR	885	0	NR
370	0	NR	500	216	NR	630	510	NR	760	11	NR	890	0	NR
375	0	NR	505	291	NR	635	456	NR	765	9	NR	895	0	NR
380	0	NR	510	366	NR	640	407	NR	770	8	NR	900	0	NR
385	0	NR	515	436	NR	645	359	NR	775	7	NR	905	0	NR
390	0	NR	520	492	NR	650	316	NR	780	6	NR	910	0	NR
395	2	NR	525	536	NR	655	277	NR	785	5	NR	915	0	NR
400	4	NR	530	567	NR	660	240	NR	790	4	NR	920	0	NR
405	7	NR	535	596	NR	665	208	NR	795	4	NR	925	0	NR
410	12	NR	540	619	NR	670	179	NR	800	3	NR	930	0	NR
415	25	NR	545	644	NR	675	154	NR	805	3	NR	935	0	NR
420	51	NR	550	671	NR	680	133	NR	810	3	NR	940	0	NR
425	100	NR	555	701	NR	685	114	NR	815	2	NR	945	0	NR
430	180	NR	560	735	NR	690	98	NR	820	2	NR	950	0	NR
435	315	NR	565	768	NR	695	83	NR	825	2	NR	955	0	NR
440	514	NR	570	798	NR	700	71	NR	830	1	NR	960	0	NR
445	828	NR	575	825	NR	705	61	NR	835	1	NR	965	0	NR
450	992	NR	580	843	NR	710	52	NR	840	1	NR	970	0	NR
455	652	NR	585	848	NR	715	44	NR	845	1	NR	975	0	NR
460	382	NR	590	844	NR	720	38	NR	850	1	NR	980	0	NR
465	282	NR	595	826	NR	725	32	NR	855	1	NR	985	0	NR
470	180	NR	600	800	NR	730	28	NR	860	1	NR	990	0	NR
475	119	NR	605	762	NR	735	24	NR	865	1	NR	995	0	NR
480	101	NR	610	719	NR	740	20	NR	870	1	NR	1000	0	NR
485	98	NR	615	669	NR	745	17	NR	875	0	NR			

REPORT NUMBER: SP1-2407-157-5

Scotopic Flux vs. Wavelength



Scotopic Lumens: NR

S/P: 1.49

λ (nm)	Power W <sup>^</sup> /nm	Lumens (φ/nm)	λ (nm)	Power W <sup>^</sup> /nm	Lumens (φ/nm)	λ (nm)	Power W <sup>^</sup> /nm	Lumens (φ/nm)	λ (nm)	Power W <sup>^</sup> /nm	Lumens (φ/nm)	λ (nm)	Power W <sup>^</sup> /nm	Lumens (φ/nm)
360	0	NR	490	112	NR	620	618	NR	750	15	NR	880	0	NR
365	0	NR	495	153	NR	625	563	NR	755	13	NR	885	0	NR
370	0	NR	500	216	NR	630	510	NR	760	11	NR	890	0	NR
375	0	NR	505	291	NR	635	456	NR	765	9	NR	895	0	NR
380	0	NR	510	366	NR	640	407	NR	770	8	NR	900	0	NR
385	0	NR	515	436	NR	645	359	NR	775	7	NR	905	0	NR
390	0	NR	520	492	NR	650	316	NR	780	6	NR	910	0	NR
395	2	NR	525	536	NR	655	277	NR	785	5	NR	915	0	NR
400	4	NR	530	567	NR	660	240	NR	790	4	NR	920	0	NR
405	7	NR	535	596	NR	665	208	NR	795	4	NR	925	0	NR
410	12	NR	540	619	NR	670	179	NR	800	3	NR	930	0	NR
415	25	NR	545	644	NR	675	154	NR	805	3	NR	935	0	NR
420	51	NR	550	671	NR	680	133	NR	810	3	NR	940	0	NR
425	100	NR	555	701	NR	685	114	NR	815	2	NR	945	0	NR
430	180	NR	560	735	NR	690	98	NR	820	2	NR	950	0	NR
435	315	NR	565	768	NR	695	83	NR	825	2	NR	955	0	NR
440	514	NR	570	798	NR	700	71	NR	830	1	NR	960	0	NR
445	828	NR	575	825	NR	705	61	NR	835	1	NR	965	0	NR
450	992	NR	580	843	NR	710	52	NR	840	1	NR	970	0	NR
455	652	NR	585	848	NR	715	44	NR	845	1	NR	975	0	NR
460	382	NR	590	844	NR	720	38	NR	850	1	NR	980	0	NR
465	282	NR	595	826	NR	725	32	NR	855	1	NR	985	0	NR
470	180	NR	600	800	NR	730	28	NR	860	1	NR	990	0	NR
475	119	NR	605	762	NR	735	24	NR	865	1	NR	995	0	NR
480	101	NR	610	719	NR	740	20	NR	870	1	NR	1000	0	NR
485	98	NR	615	669	NR	745	17	NR	875	0	NR			

REPORT NUMBER: SP1-2407-157-5

Melanopic Flux vs. Wavelength



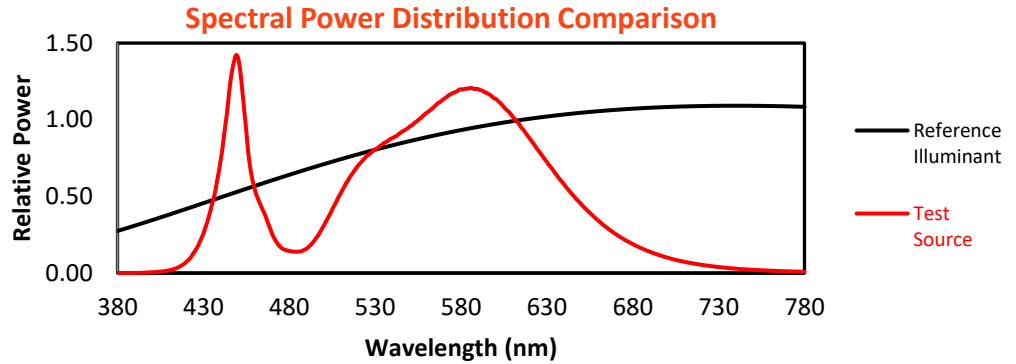
Melanopic Lumens: NR

M/P: 2.88

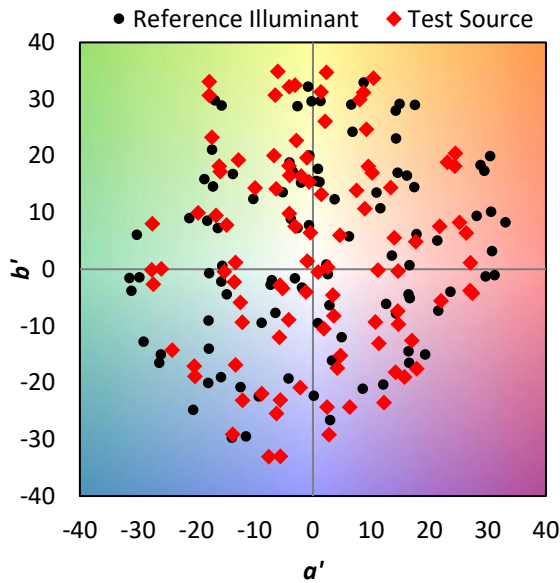
λ (nm)	Power W <sup>^</sup> /nm	Lumens (φ/nm)	λ (nm)	Power W <sup>^</sup> /nm	Lumens (φ/nm)	λ (nm)	Power W <sup>^</sup> /nm	Lumens (φ/nm)	λ (nm)	Power W <sup>^</sup> /nm	Lumens (φ/nm)	λ (nm)	Power W <sup>^</sup> /nm	Lumens (φ/nm)
360	0	NR	490	112	NR	620	618	NR	750	15	NR	880	0	NR
365	0	NR	495	153	NR	625	563	NR	755	13	NR	885	0	NR
370	0	NR	500	216	NR	630	510	NR	760	11	NR	890	0	NR
375	0	NR	505	291	NR	635	456	NR	765	9	NR	895	0	NR
380	0	NR	510	366	NR	640	407	NR	770	8	NR	900	0	NR
385	0	NR	515	436	NR	645	359	NR	775	7	NR	905	0	NR
390	0	NR	520	492	NR	650	316	NR	780	6	NR	910	0	NR
395	2	NR	525	536	NR	655	277	NR	785	5	NR	915	0	NR
400	4	NR	530	567	NR	660	240	NR	790	4	NR	920	0	NR
405	7	NR	535	596	NR	665	208	NR	795	4	NR	925	0	NR
410	12	NR	540	619	NR	670	179	NR	800	3	NR	930	0	NR
415	25	NR	545	644	NR	675	154	NR	805	3	NR	935	0	NR
420	51	NR	550	671	NR	680	133	NR	810	3	NR	940	0	NR
425	100	NR	555	701	NR	685	114	NR	815	2	NR	945	0	NR
430	180	NR	560	735	NR	690	98	NR	820	2	NR	950	0	NR
435	315	NR	565	768	NR	695	83	NR	825	2	NR	955	0	NR
440	514	NR	570	798	NR	700	71	NR	830	1	NR	960	0	NR
445	828	NR	575	825	NR	705	61	NR	835	1	NR	965	0	NR
450	992	NR	580	843	NR	710	52	NR	840	1	NR	970	0	NR
455	652	NR	585	848	NR	715	44	NR	845	1	NR	975	0	NR
460	382	NR	590	844	NR	720	38	NR	850	1	NR	980	0	NR
465	282	NR	595	826	NR	725	32	NR	855	1	NR	985	0	NR
470	180	NR	600	800	NR	730	28	NR	860	1	NR	990	0	NR
475	119	NR	605	762	NR	735	24	NR	865	1	NR	995	0	NR
480	101	NR	610	719	NR	740	20	NR	870	1	NR	1000	0	NR
485	98	NR	615	669	NR	745	17	NR	875	0	NR			

**Summary**

$R_f = 73.2$   
 $R_g = 93.9$   
 $CIE R_a = 71.0$   
 $R_g = -38.4$



**Color Vector Graphics**



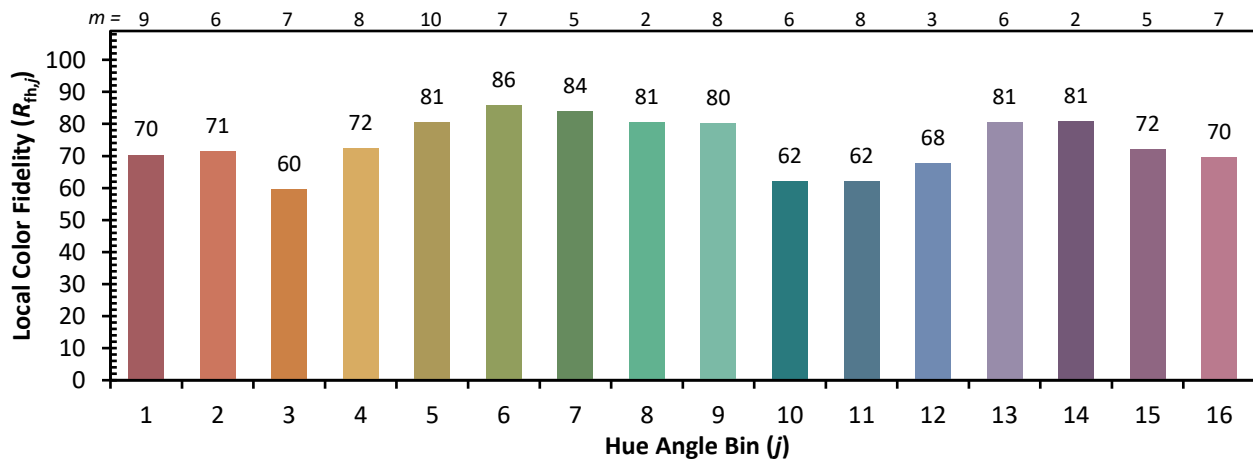
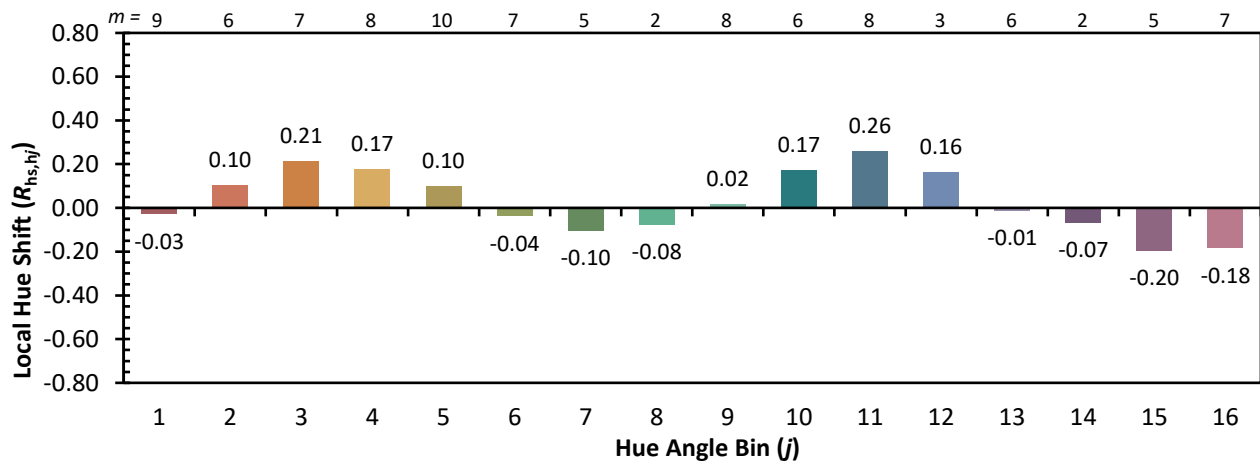
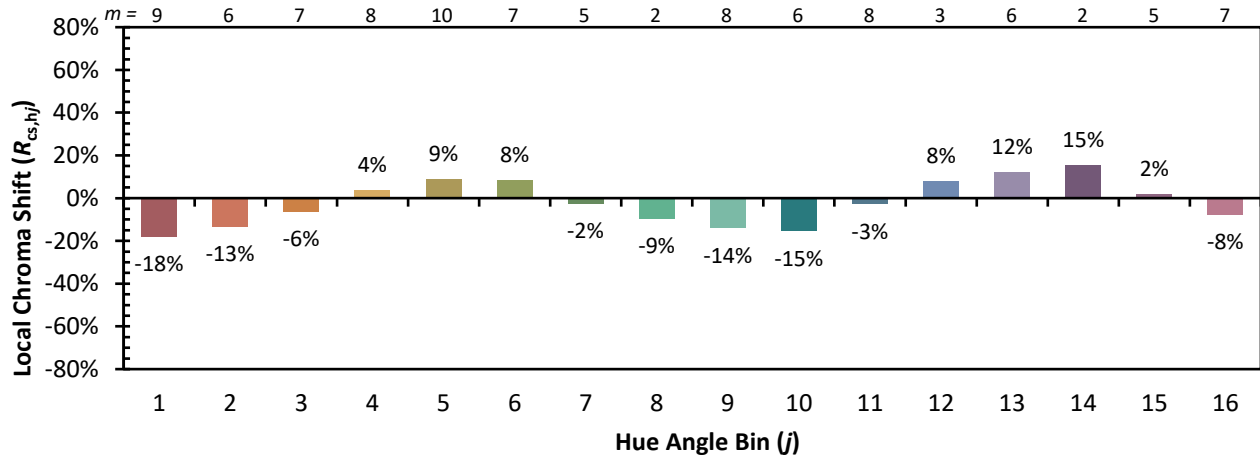


**Individual Sample Fidelity Index ( $R_{f,i}$ )**

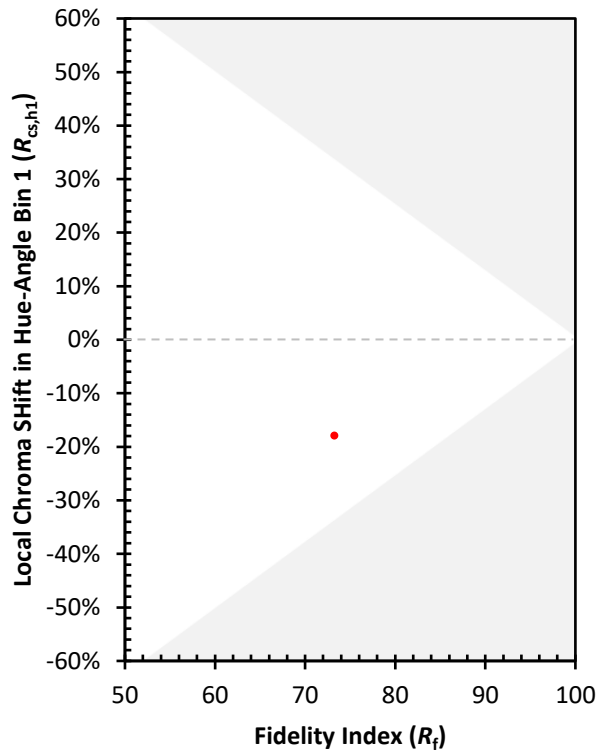
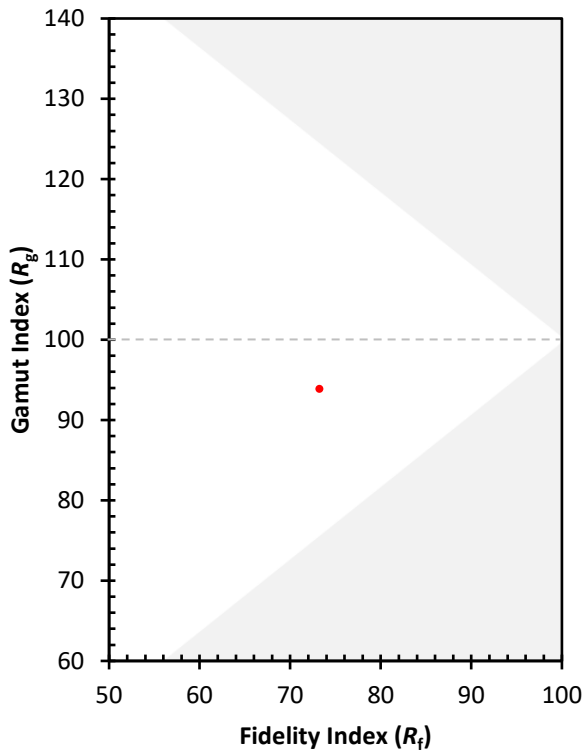
CES01 = 85	CES26 = 61	CES51 = 88	CES76 = 50
CES02 = 61	CES27 = 88	CES52 = 87	CES77 = 69
CES03 = 30	CES28 = 81	CES53 = 77	CES78 = 53
CES04 = 70	CES29 = 65	CES54 = 84	CES79 = 81
CES05 = 47	CES30 = 81	CES55 = 83	CES80 = 78
CES06 = 50	CES31 = 69	CES56 = 73	CES81 = 77
CES07 = 40	CES32 = 60	CES57 = 72	CES82 = 91
CES08 = 39	CES33 = 76	CES58 = 73	CES83 = 89
CES09 = 29	CES34 = 70	CES59 = 85	CES84 = 86
CES10 = 74	CES35 = 83	CES60 = 89	CES85 = 77
CES11 = 57	CES36 = 91	CES61 = 81	CES86 = 71
CES12 = 63	CES37 = 79	CES62 = 85	CES87 = 76
CES13 = 42	CES38 = 92	CES63 = 72	CES88 = 80
CES14 = 74	CES39 = 96	CES64 = 64	CES89 = 70
CES15 = 71	CES40 = 91	CES65 = 61	CES90 = 79
CES16 = 46	CES41 = 93	CES66 = 57	CES91 = 74
CES17 = 49	CES42 = 80	CES67 = 54	CES92 = 57
CES18 = 56	CES43 = 76	CES68 = 63	CES93 = 74
CES19 = 72	CES44 = 99	CES69 = 73	CES94 = 51
CES20 = 65	CES45 = 85	CES70 = 55	CES95 = 65
CES21 = 86	CES46 = 82	CES71 = 48	CES96 = 76
CES22 = 78	CES47 = 86	CES72 = 83	CES97 = 84
CES23 = 92	CES48 = 77	CES73 = 45	CES98 = 75
CES24 = 91	CES49 = 80	CES74 = 93	CES99 = 62
CES25 = 72	CES50 = 88	CES75 = 51	



Color Rendition by Hue-Angle Bin



Measure Comparisons



(END OF REPORT)